

Lecture 22

Point Estimation

Today we start Chapter 6 and with it the statistics part of the course. We saw in Lecture 20 (Random Samples) that it frequently occurs that we know a probability distribution except for the value of a parameter

In fact we had three examples

1. The Election Example

$$\text{Bin}(1, ?)$$

2. The Computer Failure Time Example

$$\text{Exp}(\theta)$$

3. The Random Number Example

$$U(0, \theta)$$

By convention the unknown parameter will be denoted θ so replace θ by θ in the three examples.

so $\theta = \mu$ in Example 1 and $\theta = \lambda$

in Example 2 and $\theta = B$ (so $U(0, B)$)

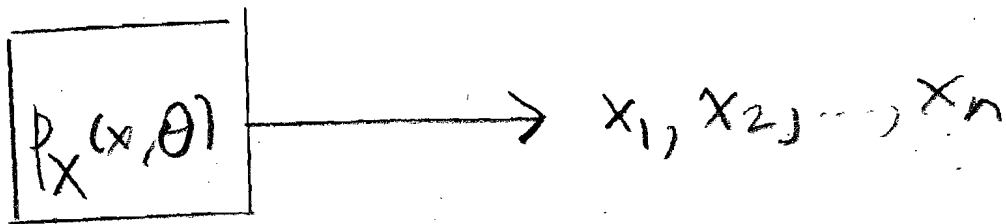
Example 3.

If the population X is discrete we will write its pmf as $p_X(x, \theta)$ to emphasize that it depends on the unknown parameter θ and if X is continuous we will write its pdf as $f_X(x, \theta)$ again to emphasize the dependence on θ .

Important Remark

θ is a fixed number, it is just that we don't know it. But we are allowed to make calculations with a number we don't know, that is the point of "the unknown x ".

Now suppose we have an actual ⁴ sample x_1, x_2, \dots, x_n from a population X whose probability distribution is known except for an unknown parameter θ . For convenience we will assume X is discrete.



The idea of point estimation is to develop a theory of making a guess for θ ("estimating θ ") in terms of x_1, x_2, \dots, x_n .

So the big problem is

The Main Problem (Vague Version) 5

What function $h(x_1, x_2, \dots, x_n)$ of the items x_1, x_2, \dots, x_n in the sample should we pick to estimate θ ?

Definition

Any function $w = h(x_1, x_2, \dots, x_n)$ we choose to estimate θ will be called an estimator for θ .

As first one might ask -

find h so that for every sample $\left. \begin{array}{l} x_1, x_2, \dots, x_n \text{ we have} \\ h(x_1, x_2, \dots, x_n) = \theta. \end{array} \right\} (*)$

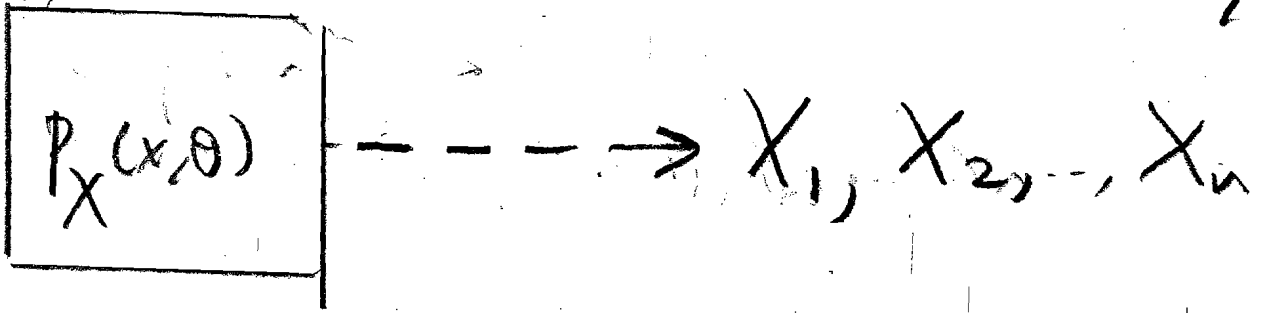
This is hopelessly naive. Let's try something else

The Main Problem (somewhat more precise)

Give quantitative criteria
to decide whether one estimator
 $W = h_1(x_1, x_2, \dots, x_n)$ for θ is better
than another estimator $h_2(x_1, x_2, \dots, x_n)$.

The above version, though better,
is still not useful.

In order to pose the problem
correctly we need to consider
random samples from X , in
other words go back before
an actual sample is taken or "go random".



Now, our function h gives rise to a random variable (statistic).

$$W = h(X_1, X_2, \dots, X_n)$$

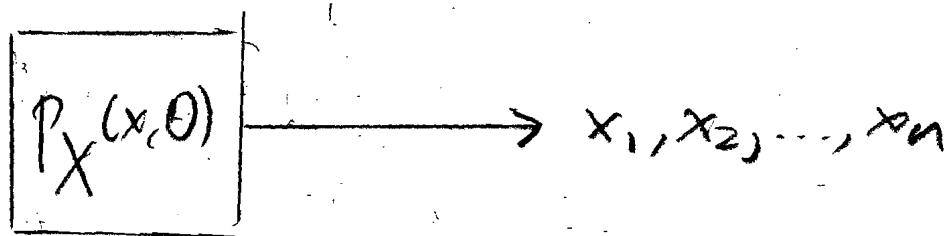
which I will call (for a while) an estimator statistic, to distinguish it from the estimator (number).

$W = h(x_1, x_2, \dots, x_n)$. Once we have

chosen h , the corresponding estimator statistic will often be denoted $\hat{\theta}$.

If we have an actual sample

8



then the number $h(x_1, x_2, \dots, x_n)$ is called the observed value of the estimator statistic

$W = h(X_1, X_2, \dots, X_n)$ on the sample x_1, x_2, \dots, x_n . Unfortunately it too is often denoted $\hat{\theta}$.

Remark

The estimator statistic should be denoted $\hat{\Theta}$ and its observed value $\hat{\theta}$ but mathematical (and statistical) $\hat{\theta}$ is far from consistent.

Now we can formulate
Main Problem (third version)

Find an estimator $h(x_1, \dots, x_n)$ so that
 $P(h(X_1, X_2, \dots, X_n) = \theta)$ (**)
is maximized.

This is what we want but it
is too hard to implement — after
all we don't know θ .

Important Remark

We have made a huge gain by
"going random". The statement

"maximize $P(h(x_1, \dots, x_n) = \theta)$ "

is stupid, idiotic, foolish, etc.

because $h(x_1, x_2)$ is

a number and θ is a

number so the above

statement amounts to the

hopelessly naive criterion

from page 5

— choose h so that $h(x_1, x_2, x_n) = \theta$.

Now we weaken $(**)$ to
something that can be
achieved, in fact achieved
surprisingly easily.

Unbiased Estimators

Main Problem (fourth version)

Find an estimator $w = h(x_1, \dots, x_n)$
so that the expected value
 $E(W)$ of the estimator
statistic W satisfies

$$E(W) = \theta \quad (\text{xxx})$$

At first glance (xxx) doesn't
look much easier to achieve
than (xx) but in fact it is
surprisingly easy to achieve —
in fact too easy. There are
many W that satisfy (xx)
so we will need further criteria.

Let's give estimator statistics that satisfy ~~(xxx)~~ a name.

Definition

An estimator statistic

$W = h(X_1, X_2, \dots, X_n)$ is an unbiased estimator of the population parameter θ if

$$E(W) = \theta.$$

Intuitively ~~(xxx)~~ is a good idea

but we can make this more precise

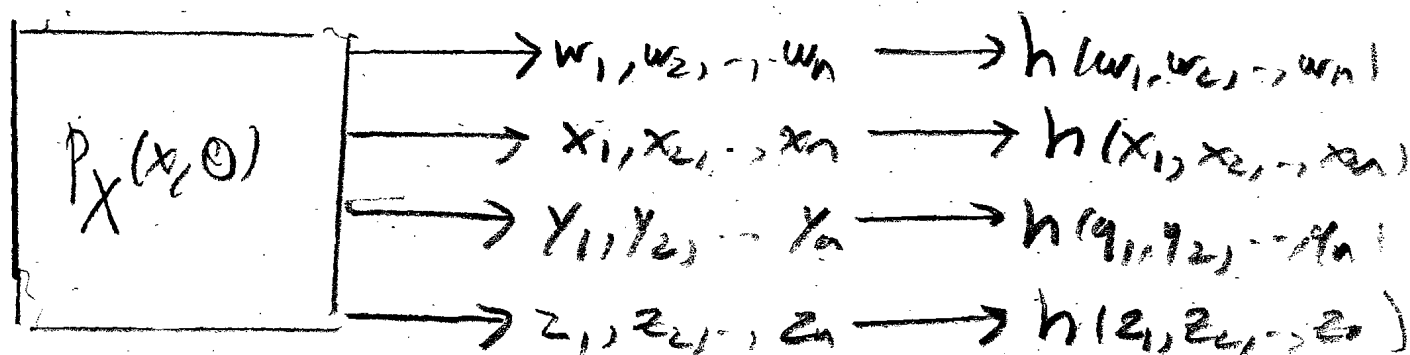
Various theorems in probability e.g.

Chebyshev's inequality,

tell us that if Y is a random variable and Y_1, Y_2, \dots, Y_n are observed values of Y then the numbers Y_1, Y_2, \dots, Y_n will tend to be near $E(Y)$.

Applying this to our statistic W — if we take many samples of size n and compute the value of our estimator h on each one to obtain many observed values of W then the resulting numbers will be near $E(W)$. But we want them to be near θ . So we want

$$E(W) = \theta$$



I have run out of letters. In the above there are four samples of size n and four corresponding estimates

$h(w_1, \dots, w_n)$, $h(x_1, \dots, x_n)$, $h(y_1, \dots, y_n)$
 and $h(z_1, \dots, z_n)$.

Imagine that instead of four we have one hundred estimates of size n and one hundred estimates. Then if $E(W) = \theta$ most of these estimates would be close to θ .

Examples of Unbiased Estimators 15

The most important estimation problem

Let's take another look at

Problems 1 and 2 (pages 1 and 2)

$$\boxed{\text{Bin}(1, p)} \longrightarrow x_1, x_2, \dots, x_n \quad (p = \theta)$$

$$\boxed{\text{Exp}(\lambda)} \longrightarrow x_1, x_2, \dots, x_n \quad (\lambda = \theta)$$

Facts - for a Bernoulli random variable $X \sim \text{Bin}(1, p)$

we have $E(X) = p$

and

for an exponential random variable $X \sim \text{Exp}(\lambda)$

$$E(X) = \frac{1}{\lambda}$$

So in both cases the unknown parameter is the population mean $E(X) = \mu$.

We have

Problem

Find an unbiased estimator for the population mean μ

$$\boxed{\begin{matrix} \theta = \mu \\ P_X(x, \theta) \end{matrix}} \longrightarrow X_1, X_2, \dots, X_n$$

So we want $h(x_1, x_2, \dots, x_n)$ so that

$$\begin{aligned} E(h(X_1, X_2, \dots, X_n)) &= \mu \\ &= \text{the population mean} \end{aligned}$$

17
Amazingly there is a very simple solution to this no matter what the underlying distribution is.

Theorem

The sample mean \bar{X} is an unbiased estimator of the population mean μ ; that is

$$E(\bar{X}) = \mu$$

Proof The proof is so simple, deceptively simple, because the theorem is so important.

$$E(\bar{X}) = E\left(\frac{X_1 + \dots + X_n}{n}\right)$$

$$= \frac{1}{n} (E(X_1) + \dots + E(X_n)) \quad 18$$

But $E(X_1) = E(X_2) = \dots = E(X_n) = \mu$

because all the X_i 's are samples from the population so they have the same distribution as the population so

$$E(\bar{X}) = \frac{1}{n} (\underbrace{\mu + \mu + \dots + \mu}_{n \text{ times}})$$

$$= \frac{1}{n} (n\mu)$$

$$= \mu$$



For the problem of estimating p in $\text{Bin}(1, p)$ we have

$$\bar{X} = \frac{\text{number of observed successes}}{n}$$

Since each of x_1, x_2, \dots, x_n is either 1 or 0 so

$$x_1 + x_2 + \dots + x_n = \# \text{ of } 1\text{'s}.$$

Thus \bar{X} is the "common sense" estimator, the relative number of observed successes.

An Example Where the

20

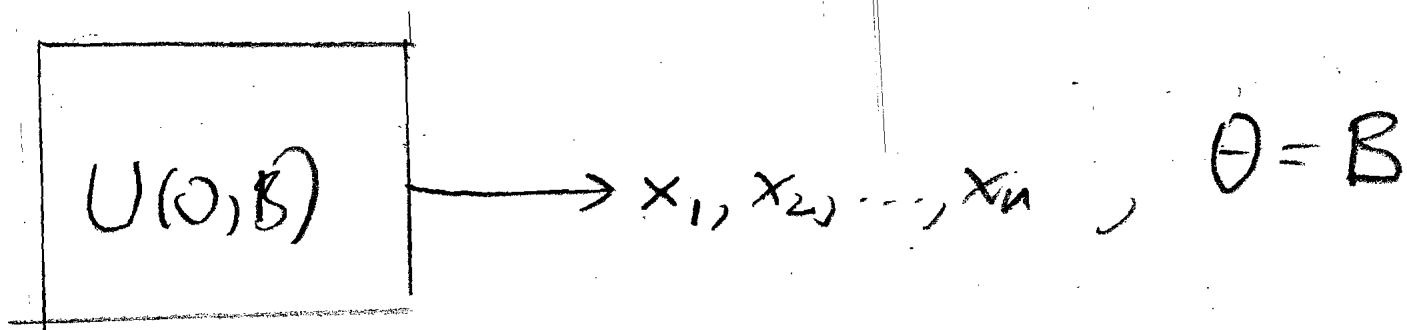
"Common Sense" Estimator is Biased

Once we have a mathematical criterion for an estimator to be good we will often find to our surprise that "common sense" estimators do not meet this criterion. We saw an example of this in the "Radiumium jet fighter" problem, on page 242.

Another very similar problem occurs in Example 3 - estimating B in choosing a random number

from $U(0, B)$.

21,



The "common sense" estimator for B is $w = \max(x_1, x_2, \dots, x_n)$, the biggest number you observe. But it is intuitively clear that this estimate will be too small, since it only gives the right answer if one of the x_i 's is equal to B .

$$\text{and } P\left(\bigcup_{i=1}^n (X_i = B)\right) = \sum_{i=1}^n P(X_i = B) \\ = 0 + 0 + \dots + 0 = 0$$

So the common sense estimator $W = \max(X_1, X_2, \dots, X_n)$ is biased.

$$E(\text{Max}(X_1, \dots, X_n)) \neq B$$

Amazingly, if you do page 252, problem 32 you will see exactly by how much it undershoots the mark

Theorem

$$E(\text{Max}(X_1, X_2, \dots, X_n)) = \frac{n}{n+1} B$$

So $(\frac{n+1}{n}) \text{Max}(X_1, X_2, \dots, X_n)$ is unbiased.

Mathematics trumps common sense

Minimum Variance Unbiased 23

Estimators

We have seen that \bar{X} and X_1 are unbiased estimators of the population mean. Common sense tells us that \bar{X} is better.

What mathematical criterion separates them. We have

$$V(X_1) = \sigma^2 = \text{the population variance}$$

$$V(\bar{X}) = \frac{\sigma^2}{n}$$

so $V(\bar{X})$ is a lot smaller than $V(X_1)$.

We will see later why this is good. First we state

The Principle of Minimum Variance Unbiased Estimation

Among all estimators of θ that are unbiased, choose one that has minimum variance.

The resulting estimator is called a minimum variance unbiased estimator, MVUB.

Theorem

\bar{X} is a minimum variance unbiased estimator for the problems of

1. Estimating p in $\text{Bin}(1, p)$
2. Estimating μ in $N(\mu, \sigma^2)$

Why is it good to minimize the variance?

The following is treated incompletely on page 252, #34.

26

Suppose $\hat{\theta} = h(X_1, X_2, \dots, X_n)$
is an estimator statistic for
an unknown parameter θ .

Definition

The mean squared error
 $MSE(\hat{\theta})$ of the estimator
 $\hat{\theta}$ is defined by

$$MSE(\hat{\theta}) = E((\hat{\theta} - \theta)^2)$$

so

$$MSE(\hat{\theta}) = \int \int_{\mathbb{R}^n} (h(x_1, \dots, x_n) - \theta)^2 f_{X_1}(x_1) \dots f_{X_n}(x_n) dx_1 dx_2 \dots dx_n$$

or

$$= \sum_{\text{all } x_1, \dots, x_n} (h(x_1, \dots, x_n) - \theta)^2 P(X_1 = x_1) \dots P(X_n = x_n)$$

So $MSE(\hat{\theta})$ is the squared error $(h(x_1, x_2, \dots, x_n) - \theta)^2$ of the estimate of θ by $h(x_1, x_2, \dots, x_n)$ averaged over all x_1, x_2, \dots, x_n .

Obviously we want to minimize this squared error. Here is the point

Theorem

If $\hat{\theta}$ is unbiased then

$$MSE(\hat{\theta}) = V(\hat{\theta})$$

This is amazingly easy to prove

Proof If $\hat{\theta}$ is unbiased then
 $E(\hat{\theta}) = \theta$ so

$$MSE(\hat{\theta}) = E((\hat{\theta} - E(\hat{\theta}))^2)$$

By definition the RHS is

$$V(\hat{\theta}) \quad \square$$

Here is an important definition
 used a lot in the text.

Definition (text page 238)

The standard error of the estimator
 $\hat{\theta}$, denoted $\sigma_{\hat{\theta}}$ is $\sqrt{V(\hat{\theta})}$.

It is often denoted $s_{\hat{\theta}}$ (not quite
 true) see page 238.