

# Lecture 13

## The Exponential Distribution

### Definition

A continuous random variable  $X$  is said to have exponential distribution with parameter  $\lambda$

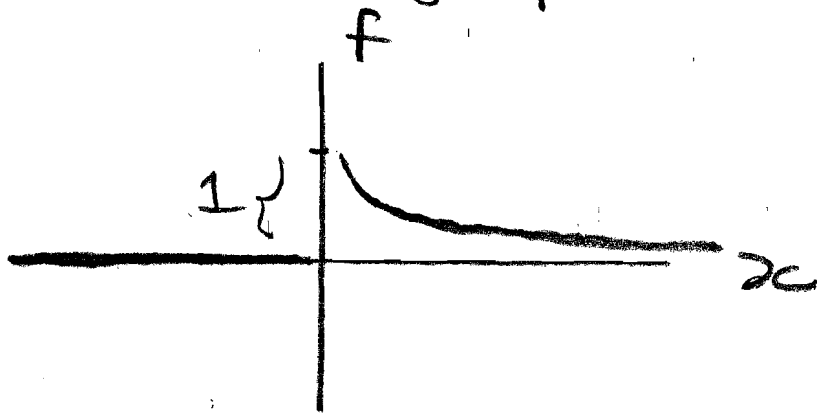
if the pdf of  $X$  is (with  $\lambda > 0$ )

$$f(x) = \begin{cases} \lambda e^{-\lambda x}, & x > 0 \\ 0, & \text{otherwise} \end{cases} \quad (*)$$

Remarks Very often the independent variable will be time  $t$  rather than  $x$ .

The exponential distribution is the special case of the gamma distribution with  $\alpha = 1$  and  $\beta = \frac{1}{\lambda}$ . We will see that  $X$  is closely tied to the Poisson process that is why  $\lambda$  is used above.

2  
Here is the graph of  $f$



Proposition (c.d.f) (Prove this)

If  $X$  has exponential distribution  
then

$$F(x) = P(X \leq x) = 1 - e^{-\lambda x}$$

Corollary (Prove this)

If  $X$  has exponential distribution

$$P(X \geq x) = e^{-\lambda x}$$

This is a very useful formula

## Proposition

3

If  $X$  has exponential distribution

$$(i) E(X) = \frac{1}{\lambda}$$

$$(ii) V(X) = \frac{1}{\lambda^2}$$

## The Physical Meaning of the Exponential Distribution

Recall (Lecture 8) that the binomial process (having a child, flipping a coin) gave rise to two (actually infinitely many) more distributions

(i)  $X =$  the geometric distribution  
= the waiting time for the first girl

and  $X_r =$  the negative binomial  
= the waiting time for  
the  $r$ -th girl

Remark Here time was  
discrete. Also  $X_r$  was the  
number of boys before the  $r$ -th  
girl so the waiting time was actually  
 $Y_r = X_r + r - 1$ .

Now we will see the same  
thing happens with a Poisson process.  
Now time is continuous, as I  
warned you I will switch from  $x$   
to  $t$  in (\*).

5  
So suppose we have a trap to catch some species of animal.

We run it forever starting at time  $t=0$ , so  $0 \leq t < \infty$ .

The Counting Random Variable

Now fix a time period  $t$ .

So we have a "counting random variable  $X_t$ ".

$X_t = \#$  of animals caught in the trap in time  $t$

We will choose the model

$X_t \sim P(\lambda t) = \text{Poisson with parameter } \lambda t$

∑ We are using  $\lambda$  instead of  $\alpha$  in the Poisson process.

N.B.  $P(X_t = 0) = e^{-\lambda t}$  (#)

## Remark

6

The analogue from before was

$X_n = \#$  of girls in the  
first  $n$  children

(so we have a discrete "time period", the binomial random variable was the counting random variable.)

Now we want to consider the analogue of the "waiting time" random variables, the geometric and negative binomials for the binomial process.

Let  $Y =$  the time when the first animal is caught.

7

The proof of the following theorem involves such a beautiful simple idea I am going to give it.

## Theorem

$Y$  has exponential distribution with parameter  $\lambda$ .

## Proof

We will compute  $P(Y > t)$

and show  $P(Y > t) = e^{-\lambda t}$

so  $F(t) = P(Y \leq t) = 1 - e^{-\lambda t}$

and  $f(t) = F'(t) = \lambda e^{-\lambda t}$

Here is the beautiful observation. You have to wait longer than  $t$  units for the first animal to be caught

$\Leftrightarrow$  there are no animals in the trap at time  $t$ .

In symbols this says

$$(Y > t) = (X_t = 0)$$

$\uparrow$  equality of events  $\uparrow$

But we have seen

$$P(X_t = 0) = e^{-\lambda t}$$

so necessarily

$$P(Y > t) = e^{-\lambda t}$$





Now what about the analogue of the negative binomial = the waiting time for the  $r$ -th girl. 9

### The $r$ -Erlang Distribution

Let  $Y_r$  = the waiting until the  $r$ -th animal is caught.

### Theorem

(i) The cdf  $F_r$  of  $Y_r$  is given by

$$F_r(t) = \begin{cases} 1 - \left(1 + \lambda + \frac{(\lambda t)^2}{2!} + \dots + \frac{(\lambda t)^{r-1}}{(r-1)!}\right) e^{-\lambda t}, & t > 0 \\ 0, & \text{otherwise} \end{cases}$$

(ii) Differentiating (this is tricky)  $F_r(t)$  to get the pdf  $f_r(t)$  we get

$$f_r(t) = \begin{cases} \frac{\lambda^r t^{r-1}}{(r-1)!} e^{-\lambda t}, & t > 0 \\ 0, & \text{otherwise} \end{cases}$$

Remark This distribution is called the  $r$ -Erlang distribution.

# Proof

10

We use the same trick as before

$$P(Y_r > t) = P(X_t \leq r-1)$$

The waiting time for the  $r$ -th animal to arrive in the trap is

$> t \iff$  at time  $t$

there are  $\leq r-1$  animals in the trap.

Since  $X_t \sim P(\lambda t)$  we have

$$P(X_t \leq r-1) = e^{-\lambda t} + e^{-\lambda t} \lambda t + e^{-\lambda t} \frac{(\lambda t)^2}{2!} + \dots + e^{-\lambda t} \frac{(\lambda t)^{r-1}}{(r-1)!}$$

Now we have to do some  
hard computation.

11.

$$P(X_t \leq r-1) = e^{-\lambda t} \left( 1 + \lambda t + \dots + \frac{(\lambda t)^{r-1}}{(r-1)!} \right)$$

So

$$F_r(t) = P(Y_r \leq t) = 1 - P(Y_r > t)$$

$$= 1 - e^{-\lambda t} \left( 1 + \lambda t + \dots + \frac{(\lambda t)^{r-1}}{(r-1)!} \right)$$

$$\text{But } f_r(t) = \frac{dF_r(t)}{dt}$$

so we have to differentiate the  
expression on the right-hand side

$$\text{Of course } \frac{d}{dt}(1) = 0$$

# A hard derivative computation 12

$$f_r(t) = -\frac{d}{dt} (e^{-\lambda t}) \left( 1 + \lambda t + \frac{(\lambda t)^2}{2!} + \dots + \frac{(\lambda t)^{r-2}}{(r-2)!} + \frac{(\lambda t)^{r-1}}{(r-1)!} \right)$$

$$-e^{-\lambda t} \frac{d}{dt} \left( 1 + \lambda t + \frac{(\lambda t)^2}{2!} + \dots + \frac{(\lambda t)^{r-1}}{(r-1)!} \right)$$

$$= \lambda e^{-\lambda t} \left( 1 + \lambda t + \frac{(\lambda t)^2}{2!} + \dots + \frac{(\lambda t)^{r-2}}{(r-2)!} + \frac{(\lambda t)^{r-1}}{(r-1)!} \right)$$

$$= e^{-\lambda t} \left( \lambda + \lambda^2 t + \frac{\lambda^3 t^2}{2!} + \dots + \frac{\lambda^{r-1} t^{r-2}}{(r-2)!} \right)$$

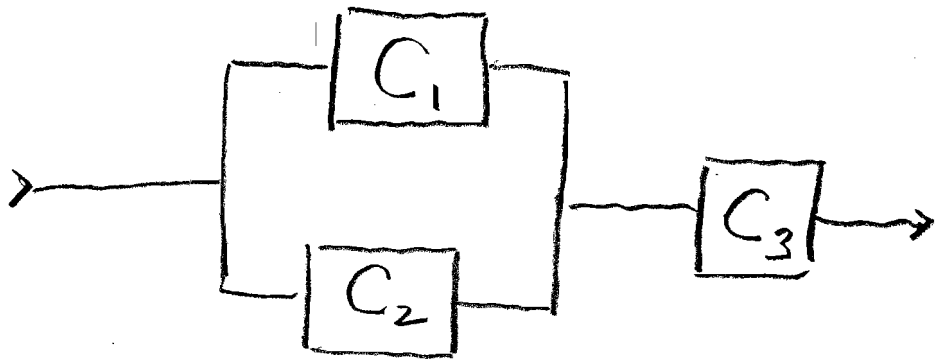
$$= e^{-\lambda t} \left( \cancel{\lambda} + \cancel{\lambda^2 t} + \frac{\lambda^3 t^2}{2!} + \dots + \frac{\lambda^{r-1} t^{r-2}}{(r-2)!} + \frac{\lambda^r t^{r-1}}{(r-1)!} \right)$$

$$= e^{-\lambda t} \left( \cancel{\lambda} + \cancel{\lambda^2 t} + \frac{\lambda^3 t^2}{2!} + \dots + \frac{\lambda^{r-1} t^{r-2}}{(r-1)!} \right)$$

$$= \frac{\lambda^r t^{r-1}}{(r-1)!} e^{-\lambda t}$$



# Lifetimes and Failure Times for Components and Systems



Suppose each of the components has a lifetime that is exponentially distributed with parameter  $\lambda$  (see below for a more precise statement) Assume the components are independent. How is the system lifetime distributed?

# Solution

Define random variables  $X_1, X_2, X_3$  by

$$(X_i = t) = (C_i \text{ fails at time } t), i=1,2,3$$

Then  $X_i$  is exponentially distributed with parameter  $\lambda$  so

$$P(X_i \leq t) = 1 - e^{-\lambda t}, \quad i=1,2,3.$$

$$P(X_i > t) = e^{-\lambda t}, \quad i=1,2,3.$$

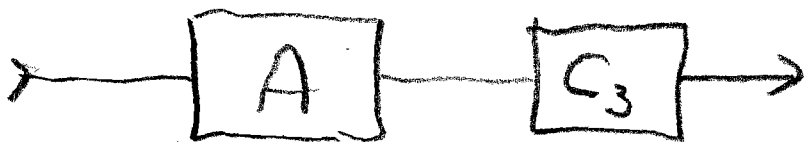
Define  $Y$  by

$$(Y = t) = (\text{system fails at time } t)$$

The key step (using the geometry of the system)

Lump  $C_1$  and  $C_2$  into a single component  $A$  and let  $W$  be the corresponding random variable. so

$(W=t) = (A \text{ fails at time } t)$



$$(Y > t) = (W > t) \cap (X_3 > t)$$

(the system is working at time  $t$

$\Rightarrow$  both  $A$  and  $C_3$  are working at time  $t$ .)

# The Golden Rule

16

Try to get  $\cap$  instead of  $\cup$   
- that's why I chose  $(Y > t)$  on  
the left.

Hence

$$\begin{aligned} P(Y > t) &= P((W > t) \cap (X_3 > t)) \\ &\stackrel{\text{by independence}}{=} P(W > t) \cdot P(X_3 > t) \end{aligned}$$

#) Why are  $(W > t)$  and  $(X_3 > t)$   
independent?

Answer Suppose  $C_1, C_2, \dots, C_n$   
are independent components. Suppose  
 $A =$  a subcollection of the  $C_i$ 's.

$B =$  another subcollection of the  $C_i$ 's.

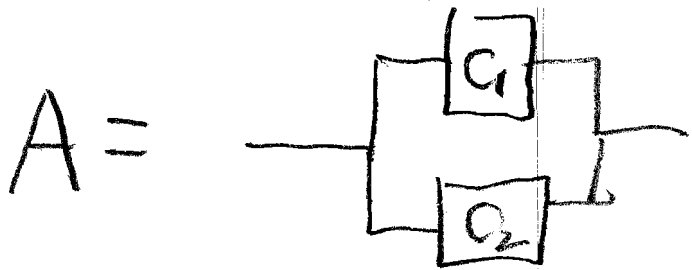


Then A and B are independent 17

$\Leftrightarrow$  they have no common component.

So now we need

$P(W > t)$  where  $W$  is



I should switch to

$P(W \leq t)$  to get intersections

but I won't to show you why

unions give extra terms.

$$(W > t) = (X_1 > t) \cup (X_2 > t)$$

(A is working at time t  $\iff$   
either  $C_1$  is or  $C_2$  is)

extra term

So

$$P(W > t) = P(X_1 > t) + P(X_2 > t) - P((X_1 > t) \cap (X_2 > t))$$

$$= P(X_1 > t) + P(X_2 > t)$$

$$- P(X_1 > t) P(X_2 > t)$$

$$= e^{-\lambda t} + e^{-\lambda t} - (e^{-\lambda t})(e^{-\lambda t})$$

$$= 2e^{-\lambda t} - e^{-2\lambda t}$$

Now from (#)

19

$$\begin{aligned} P(Y > t) &= P(W > t)P(X_3 > t) \\ &= (2e^{-\lambda t} - e^{-2\lambda t})e^{-\lambda t} \end{aligned}$$

$$P(Y > t) = 2e^{-2\lambda t} - e^{-3\lambda t}$$

so the cdf of  $Y$  is given by

$$\begin{aligned} P(Y \leq t) &= 1 - P(Y > t) \\ &= 1 - 2e^{-2\lambda t} + e^{-3\lambda t} \end{aligned}$$

That's good enough.